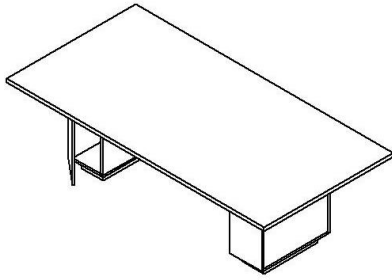


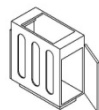
**January 1, 2009 Price List**

### Capitol Collection

Questions? 816-774-4050



			Laminate	Laminate	Laminate	Veneer	Veneer	Solid Surfaces	
				Bull nose L5	Solid wood L20 L30		Solid wood W20		
			T-mold L2	Self edges L6	L21 L31		W21		
			PVC L3	Aluminum PVC L7	L22 L32	3mm Wood Veneer	W22		
				3mm Wood Veneer L19	L33		W33		
					L34		W34	Living Stone Material	
					L35		W35		
					L26 L36	W19	W26	S1	
Base Material	Model Code:	# of Bases	Base Spread						
48 x 60	HPL CLCL 4860RE	2	24"	3035	3320	3785	4270	4700	6455
48 x 60	Veneer CLCV 4860RE	2	24"	4345	4630	5095	5580	6010	7765
48 x 72	HPL CLCL 4872RE	2	24"	3095	3435	3990	4575	5085	7225
48 x 72	Veneer CLCV 4872RE	2	24"	4405	4745	5300	5885	6395	8535
48 x 84	HPL CLCL 4884RE	2	24"	3235	4200	4845	5530	6125	7995
48 x 84	Veneer CLCV 4884RE	2	24"	4545	5510	6155	6840	7435	9305
48 x 96	HPL CLCL 4896RE	2	24"	3245	4315	5050	5835	6515	8765
48 x 96	Veneer CLCV 4896RE	2	24"	4555	5625	6360	7145	7825	10,075
48 x 108	HPL CLCL 48108RE	2	24"	3365	4490	5345	6300	7130	n/a
48 x 108	Veneer CLCV 48108RE	2	24"	4675	5800	6655	7610	8440	n/a
48 x 120	HPL CLCL 48120RE	2	24"	3375	4550	5465	6445	7290	n/a
48 x 120	Veneer CLCV 48120RE	2	24"	4685	5860	6775	7755	8600	n/a
48 x 144	HPL CLCL 48144RE	3	24"	5095	6180	7275	8460	9470	n/a
48 x 144	Veneer CLCV 48144RE	3	24"	7060	8145	9240	10425	11,435	n/a
48 x 168	HPL CLCL 48168RE	3	24"	5110	6560	7995	9535	10,800	n/a
48 x 168	Veneer CLCV 48168RE	3	24"	7075	8525	9960	11,500	12,765	n/a
48 x 192	HPL CLCL 48192RE	3	24"	5130	6645	8100	9680	11,020	n/a
48 x 192	Veneer CLCV 48192RE	3	24"	7095	8610	10,065	11,645	12,985	n/a
48 x 216	HPL CLCL 48216RE	3	24"	5150	7005	8820	10,770	12,420	n/a
48 x 216	Veneer CLCV 48216RE	3	24"	7115	8970	10,785	12,735	14,385	n/a
48 x 240	HPL CLCL 48240RE	4	24"	6470	8410	10,225	12,210	13,880	n/a
48 x 240	Veneer CLCV 48240RE	4	24"	9090	11,030	12,845	14,830	16,500	n/a
60 x 72	HPL CLCL 6072RE	2	30"	3485	4660	5350	6085	6720	n/a
60 x 72	Veneer CLCV 6072RE	2	30"	4145	5320	6010	6745	7380	n/a
60 x 84	HPL CLCL 6084RE	2	30"	3655	4705	5505	6370	7105	n/a
60 x 84	Veneer CLCV 6084RE	2	30"	4315	5365	6165	7030	7765	n/a
60 x 96	HPL CLCL 6096RE	2	30"	3665	4850	5760	6745	7585	n/a
60 x 96	Veneer CLCV 6096RE	2	30"	4325	5510	6420	7405	8245	n/a
60 x 108	HPL CLCL 60108RE	2	30"	3790	5105	6120	7395	8415	n/a
60 x 108	Veneer CLCV 60108RE	2	30"	4450	5765	6780	8055	9075	n/a
60 x 120	HPL CLCL 60120RE	2	30"	3805	5135	6270	7505	8550	n/a
60 x 120	Veneer CLCV 60120RE	2	30"	4465	5795	6930	8165	9210	n/a
60 x 144	HPL CLCL 60144RE	3	30"	8790	10,005	11,360	12,850	14,100	n/a
60 x 144	Veneer CLCV 60144RE	3	30"	10,260	11,475	12,830	14,320	15,570	n/a
60 x 168	HPL CLCL 60168RE	3	30"	8815	10,405	12,300	14,235	15,870	n/a
60 x 168	Veneer CLCV 60168RE	3	30"	10,285	11,875	13,770	15,705	17,340	n/a
60 x 192	HPL CLCL 60192RE	3	30"	8825	10,570	12,375	14,370	16,030	n/a
60 x 192	Veneer CLCV 60192RE	3	30"	10,295	12,040	13,845	15,840	17,500	n/a
60 x 216	HPL CLCL 60216RE	3	30"	12,105	14,105	16,235	18,785	20,245	n/a
60 x 216	Veneer CLCV 60216RE	3	30"	14,220	16,220	18,350	20,900	22,360	n/a
60 x 240	HPL CLCL 60240RE	4	30"	15,600	17,630	19,880	22,375	24,450	n/a
60 x 240	Veneer CLCV 60240RE	4	30"	18,420	20,450	22,700	25,195	27,270	n/a



Decorative Base Insert Selections only available with Wood Veneer Bases:  
See pages 123 for options and pricing.

### Capitol Base Insert Options

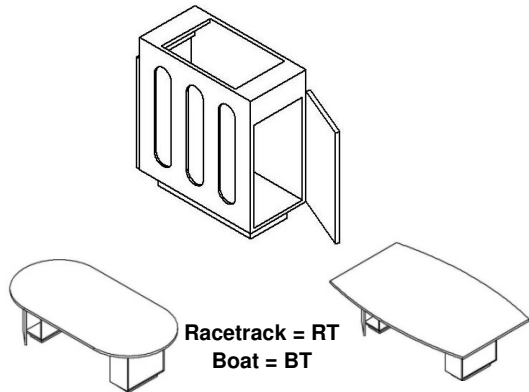
(Available on wood veneer bases only)

Laminate Inserts Add L to end of Model Code

Wood Veneer Inserts Add W to end of Model Code

Powder Coated Steel Add S to end of Model Code

Contact factory for other material options and up charges.

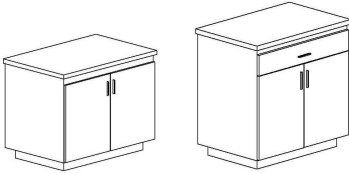


Base Material	Model Code:	# of Bases	Base Spread
48 x 60	HPL CLCL 4860 ?T	2	24"
48 x 60	Veneer CLCV 4860 ?T	2	24"
48 x 72	HPL CLCL 4872 ?T	2	24"
48 x 72	Veneer CLCV 4872 ?T	2	24"
48 x 84	HPL CLCL 4884 ?T	2	24"
48 x 84	Veneer CLCV 4884 ?T	2	24"
48 x 96	HPL CLCL 4896 ?T	2	24"
48 x 96	Veneer CLCV 4896 ?T	2	24"
48 x 108	HPL CLCL 48108 ?T	2	24"
48 x 108	Veneer CLCV 48108 ?T	2	24"
48 x 120	HPL CLCL 48120 ?T	2	24"
48 x 120	Veneer CLCV 48120 ?T	2	24"
48 x 144	HPL CLCL 48144 ?T	3	24"
48 x 144	Veneer CLCV 48144 ?T	3	24"
48 x 168	HPL CLCL 48168 ?T	3	24"
48 x 168	Veneer CLCV 48168 ?T	3	24"
48 x 192	HPL CLCL 48192 ?T	3	24"
48 x 192	Veneer CLCV 48192 ?T	3	24"
48 x 216	HPL CLCL 48216 ?T	3	24"
48 x 216	Veneer CLCV 48216 ?T	3	24"
48 x 240	HPL CLCL 48240 ?T	4	24"
48 x 240	Veneer CLCV 48240 ?T	4	24"
60 x 72	HPL CLCL 6072 ?T	2	30"
60 x 72	Veneer CLCV 6072 ?T	2	30"
60 x 84	HPL CLCL 6084 ?T	2	30"
60 x 84	Veneer CLCV 6084 ?T	2	30"
60 x 96	HPL CLCL 6096 ?T	2	30"
60 x 96	Veneer CLCV 6096 ?T	2	30"
60 x 108	HPL CLCL 60108 ?T	2	30"
60 x 108	Veneer CLCV 60108 ?T	2	30"
60 x 120	HPL CLCL 60120 ?T	2	30"
60 x 120	Veneer CLCV 60120 ?T	2	30"
60 x 144	HPL CLCL 60144 ?T	3	30"
60 x 144	Veneer CLCV 60144 ?T	3	30"
60 x 168	HPL CLCL 60168 ?T	3	30"
60 x 168	Veneer CLCV 60168 ?T	3	30"
60 x 192	HPL CLCL 60192 ?T	3	30"
60 x 192	Veneer CLCV 60192 ?T	3	30"
60 x 216	HPL CLCL 60216 ?T	3	30"
60 x 216	Veneer CLCV 60216 ?T	3	30"
60 x 240	HPL CLCL 60240 ?T	4	30"
60 x 240	Veneer CLCV 60240 ?T	4	30"

Laminate	Laminate	Laminate Solid wood	Veneer	Veneer Solid wood	Solid Surfaces
L2	Bull nose L5	L20 L30		W20	
	Self edges L6	L21 L31		W21	
	Aluminum PVC L7	L22 L32		W22	
	3mm Wood Veneer L19	L33	3mm	W33	
		L34	Wood	W34	Living Stone
		L35	Veneer	W35	Material
		L26 L36	W19	W26	S1
3235	3395	3855	4340	4770	6655
4545	4705	5165	5650	6080	7965
3295	3510	4065	4650	5160	7425
4605	4820	5375	5960	6470	8735
3435	4275	4920	5605	6195	8195
4745	5585	6230	6915	7505	9505
3445	4390	5125	5910	6585	8965
4755	5700	6435	7220	7895	10,275
3565	4575	5450	6435	7220	n/a
4875	5885	6760	7745	8530	n/a
3575	4620	5535	6520	7360	n/a
4885	5930	6845	7830	8670	n/a
5295	6255	7350	8530	9540	n/a
7260	8220	9315	10,495	11,505	n/a
5310	6625	8050	9650	11,010	n/a
7275	8590	10,015	11,615	12,975	n/a
5330	6715	8170	9755	11,095	n/a
7295	8680	10,135	11,720	13,060	n/a
5350	7035	8860	10,880	12,515	n/a
7315	9000	10,825	12,845	14,480	n/a
6670	8485	10,300	12,280	13,955	n/a
9290	11,105	12,920	14,900	16,575	n/a
3685	4730	5420	6155	6790	n/a
4345	5390	6080	6815	7450	n/a
3855	4780	5580	6440	7175	n/a
4515	5440	6240	7100	7835	n/a
3865	4920	5830	6820	7660	n/a
4525	5580	6490	7480	8320	n/a
3990	5115	6225	7440	8515	n/a
4650	5775	6885	8100	9175	n/a
4005	5205	6340	7580	8625	n/a
4665	5865	7000	8240	9285	n/a
8990	10,075	11,435	12,925	14,175	n/a
10,460	11,545	12,905	14,395	15,645	n/a
9015	10,530	12,305	14,380	15,985	n/a
10,485	12,000	13,775	15,850	17,455	n/a
9025	10,645	12,450	14,440	16,105	n/a
10,495	12,115	13,920	15,910	17,575	n/a
12,305	14,130	16,335	18,865	20,930	n/a
14,420	16,245	18,450	20,980	23,045	n/a
15,800	17,700	19,955	22,450	24,520	n/a
18,620	20,520	22,775	25,270	27,340	n/a

## Conference Furniture

Questions? 816-774-4050

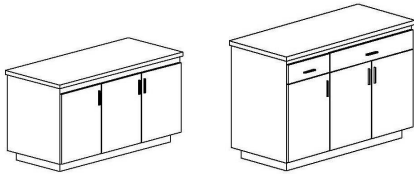


**Laminate Body**

24 x 38 x 29h	C 243829 L	2 door
24 x 38 x 34h	C 243834 L	2 door

**Wood Veneer Body**

24 x 38 x 29h	C 243829 W	2 door
24 x 38 x 34h	C 243834 W	2 door

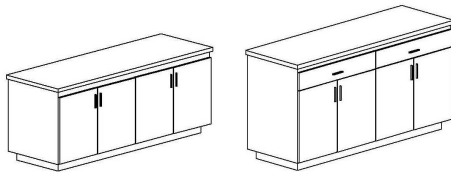


**Laminate Body**

24 x 55 x 29h	C 245529 L	3 door
24 x 55 x 34h	C 245534 L	3 door

**Wood Veneer Body**

24 x 55 x 29h	C 245529 W	3 door
24 x 55 x 34h	C 245534 W	3 door



**Laminate Body**

24 x 72 x 29h	C 247229 L	4 door
24 x 72 x 34h	C 247234 L	4 door

**Wood Veneer Body**

24 x 72 x 29h	C 247229 W	4 door
24 x 72 x 34h	C 247234 W	4 door

Laminate	Laminate	Laminate	Veneer	Veneer	Solid Surfaces
	Self edges  L6 Aluminum PVC  L7 3mm Wood Veneer  L19	Solid wood  L20  L30  L21  L31  L22  L32  L33  L34  L35	3mm Wood Veneer  W19	Solid wood  W20  W21  W22  W33  W34  W35	Living Stone Material  S1
2995	3130	3325	3510	3690	4305
3690	3825	4020	4205	4385	5000
4535	4670	4865	5050	5230	5845
5615	5750	5945	6130	6310	6925
3530	3690	3935	4165	4390	5185
4350	4510	4755	4985	5210	6005
5070	5230	5475	5705	5930	6725
6275	6435	6680	6910	7135	7930
4065	4255	4540	4825	5090	6075
5010	5200	5485	5770	6035	7020
5605	5795	6080	6365	6630	7615
6935	7125	7410	7695	7960	8945



**Specifications:**

Hi5 credenzas are constructed of .75" 45lbs. density particle board covered in decorative HPL or wood veneer. The interior is covered with black HPL and includes adjustable shelves.

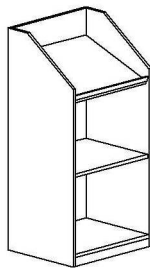
Wood edged table tops are wood on three sides with L19 or W19 on back side. Back side is finished.

The buffet height credenzas are offered with drawers. The standard pull is shown to the left, but others are available upon request.

# Conference Furniture

Options

Questions? 816-774-4050



### Laminate Body

- 20 x 24 x 48h L 202448 L \$1430 list each
- 20 x 36 x 48h L 203648 L \$1720 list each

### Wood Veneer Body

- 20 x 24 x 48h L 202448 W \$1850 list each
- 20 x 36 x 48h L 203648 W \$2075 list each

### Specifications:

Hi5 lecterns are constructed of .75" 45lbs. density particle board covered in decorative HPL or wood veneer. On laminate lecterns, the interior is covered with black HPL and includes adjustable shelves. On veneer lecterns, the interior is covered with wood veneer and includes adjustable shelves.

### Credenza Options:

Locking doors	LK	\$200 per door
Custom Stain	UCS	\$400
Special non-standard laminate (see inside cover)	UCL	
Grommets (black)	GB	\$20 per grommet
Grommets (silver)	GS	\$20 per grommet
Silver Toe Kick (black is standard)	SK	\$50

### Lectern Options:

Flip up Shelf (specify Left or Right side)	FS L/R	\$160
Casters	CS	\$250
Custom Stain	UCS	\$400
Special non-standard laminate (see inside cover)	UCL	
Grommets (black)	GB	\$20 per grommet
Grommets (silver)	GS	\$20 per grommet
Silver Toe Kick (black is standard)	SK	\$40

**Freight Program: Delivered pricing on orders over \$1,500 net. Under \$1,500, add \$100 net freight charge.**