

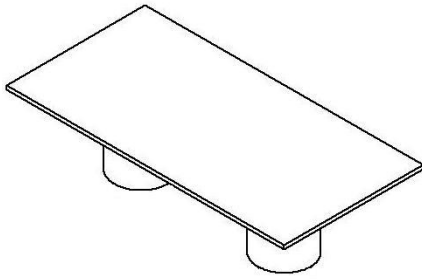


January 1, 2009 Price List

Canyon Collection

36" and 42" Tables

Questions? 816-774-4050



Base Material	Model Code:	# of Bases	Base Spread	Laminate	Laminate	Laminate	Veneer	Veneer	Solid Surfaces
				T-mold L2	Bull nose L5 Self edges L6 Aluminum PVC L7 3mm Wood Veneer L19	Solid wood L20 L30 L21 L31 L22 L32 L33 L34 L35 L26 L36	3mm Wood Veneer W19	Solid wood W20 W21 W22 W33 W34 W35 W26	Living Stone Material S1
36 x 60	HPL CNCL 3660RE	2	18"	1795	1950	2300	2660	2985	4265
36 x 60	Veneer CNCV 3660RE	2	18"	2895	3050	3400	3760	4085	5365
36 x 72	HPL CNCL 3672RE	2	18"	1855	2040	2460	2890	3280	4840
36 x 72	Veneer CNCV 3672RE	2	18"	2955	3140	3560	3990	4380	5940
36 x 84	HPL CNCL 3684RE	2	18"	1995	2125	2615	3125	3575	5415
36 x 84	Veneer CNCV 3684RE	2	18"	3095	3225	3715	4225	4675	6515
36 x 96	HPL CNCL 3696RE	2	18"	2005	2215	2775	3355	3870	5995
36 x 96	Veneer CNCV 3696RE	2	18"	3105	3315	3875	4455	4970	7095
42 x 60	HPL CNCL 4260RE	2	18"	1805	2090	2555	3040	3470	5225
42 x 60	Veneer CNCV 4260RE	2	18"	2905	3190	3655	4140	4570	6325
42 x 72	HPL CNCL 4272RE	2	18"	1865	2205	2760	3345	3855	5995
42 x 72	Veneer CNCV 4272RE	2	18"	2965	3305	3860	4445	4955	7095
42 x 84	HPL CNCL 4284RE	2	18"	2005	2970	3615	4300	4895	6765
42 x 84	Veneer CNCV 4284RE	2	18"	3105	4070	4715	5400	5995	7865
42 x 96	HPL CNCL 4296RE	2	18"	2015	3085	3820	4605	5285	7535
42 x 96	Veneer CNCV 4296RE	2	18"	3115	4185	4920	5705	6385	8635
42 x 108	HPL CNCL 42108RE	2	18"	2135	3260	4115	5070	5900	n/a
42 x 108	Veneer CNCV 42108RE	2	18"	3235	4360	5215	6170	7000	n/a
42 x 120	HPL CNCL 42120RE	2	18"	2145	3320	4235	5215	6060	n/a
42 x 120	Veneer CNCV 42120RE	2	18"	3245	4420	5335	6315	7160	n/a
42 x 144	HPL CNCL 42144RE	3	18"	3250	4335	5430	6615	7625	n/a
42 x 144	Veneer CNCV 42144RE	3	18"	4900	5985	7080	8265	9275	n/a
42 x 168	HPL CNCL 42168RE	3	18"	3265	4715	6150	7690	8955	n/a
42 x 168	Veneer CNCV 42168RE	3	18"	4915	6365	7800	9340	10605	n/a
42 x 192	HPL CNCL 42192RE	3	18"	3285	4800	6255	7835	9175	n/a
42 x 192	Veneer CNCV 42192RE	3	18"	4935	6450	7905	9485	10825	n/a

CANYON TABLE OPTIONS:

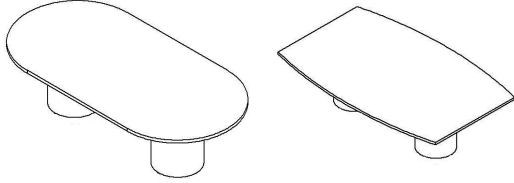
Access doors	AD	\$200 per base
Power Options (see pages 16-23)		
Custom Stain	UCS	\$400 per color
Special non-standard laminate (contact factory)	UCL	
Grommets (black or silver)	GB/S	\$20 per grommet
Horizontal wire management	HW	\$80

Lead Times:

4-5 weeks laminate vinyl edged
 5-6 weeks laminate wood edged
 6-8 weeks veneer and customs

Example Base Product Code :						Finish Selections:			
LY	T1	2460	RE	S	L3	-	BK	7909-60	BK
Product Line	Base style	Top size	Top shape	Table function	Top edge	Options in Alphabetical Order	Base Finish	Top Laminate or Veneer Selection	Edge Color

Racetrack = RT
Boat = BT



Base Material	Model Code	# of Bases	Base Spread	Laminate	Laminate	Laminate	Veneer	Veneer	Solid Surfaces
				T-mold L2	Bull nose L5	Solid wood L20 L30		Solid wood W20	
				PVC L3	Self edges L6	L21 L31		W21	
					Aluminum PVC L7	L22 L32	3mm Wood Veneer W19	W22	
					3mm Wood Veneer L19	L33		W26	Living Stone Material S1
						L34		W33	
						L35		W34	
						L26 L36		W35	
36 x 60	HPL CNCL 3660 ?T	2	18"	1995	2020*	2375	2735*	3060	4465
36 x 60	Veneer CNCV 3660 ?T	2	18"	3095	3120*	3475	3835*	4160	5565
36 x 72	HPL CNCL 3672 ?T	2	18"	2055	2110*	2530	2965*	3355	5040
36 x 72	Veneer CNCV 3672 ?T	2	18"	3155	3210*	3630	4065*	4455	6140
36 x 84	HPL CNCL 3684 ?T	2	18"	2195	2300*	2690	3195*	3650	5615
36 x 84	Veneer CNCV 3684 ?T	2	18"	3295	3400*	3790	4295*	4750	6715
36 x 96	HPL CNCL 3696 ?T	2	18"	2205	2310*	2845	3430*	3945	6195
36 x 96	Veneer CNCV 3696 ?T	2	18"	3305	3410*	3945	4530*	5045	7295
42 x 60	HPL CNCL 4260 ?T	2	18"	2005	2165	2625	3110	3540	5425
42 x 60	Veneer CNCV 4260 ?T	2	18"	3105	3265	3725	4210	4640	6525
42 x 72	HPL CNCL 4272 ?T	2	18"	2065	2280	2835	3420	3930	6195
42 x 72	Veneer CNCV 4272 ?T	2	18"	3165	3380	3935	4520	5030	7295
42 x 84	HPL CNCL 4284 ?T	2	18"	2205	3045	3690	4375	4965	6965
42 x 84	Veneer CNCV 4284 ?T	2	18"	3305	4145	4790	5475	6065	8065
42 x 96	HPL CNCL 4296 ?T	2	18"	2215	3160	3895	4680	5355	7735
42 x 96	Veneer CNCV 4296 ?T	2	18"	3315	4260	4995	5780	6455	8835
42 x 108	HPL CNCL 42108 ?T	2	18"	2335	3345	4220	5205	5990	n/a
42 x 108	Veneer CNCV 42108 ?T	2	18"	3435	4445	5320	6305	7090	n/a
42 x 120	HPL CNCL 42120 ?T	2	18"	2345	3390	4305	5290	6130	n/a
42 x 120	Veneer CNCV 42120 ?T	2	18"	3445	4490	5405	6390	7230	n/a
42 x 144	HPL CNCL 42144 ?T	3	18"	3450	4410	5505	6685	7695	n/a
42 x 144	Veneer CNCV 42144 ?T	3	18"	5100	6060	7155	8335	9345	n/a
42 x 168	HPL CNCL 42168 ?T	3	18"	3465	4780	6205	7805	9165	n/a
42 x 168	Veneer CNCV 42168 ?T	3	18"	5115	6430	7855	9455	10,815	n/a
42 x 192	HPL CNCL 42192 ?T	3	18"	3485	4870	6325	7910	9250	n/a
42 x 192	Veneer CNCV 42192 ?T	3	18"	5135	6520	7975	9560	10,900	n/a

*L19 and W19 not available on 36" wide racetracks.

CANYON TABLE OPTIONS:

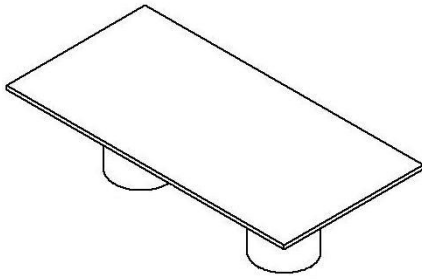
Access doors	AD	\$200 per base
Power Options (see pages 16-23)		
Custom Stain	UCS	\$400 per color
Special non-standard laminate (contact factory)	UCL	
Grommets (black or silver)	GB/S	\$20 per grommet
Horizontal wire management	HW	\$80

Freight Program: Delivered pricing on orders over \$1,500 net. Under \$1,500, add \$100 net freight charge.

Canyon Collection

48" and 60" Tables

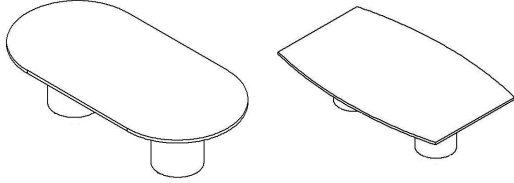
Questions? 816-774-4050



Base Material	Model Code:	# of Bases	Base Spread	Laminate	Laminate	Laminate	Veneer	Veneer	Solid Surfaces	
				L2	Bull nose L5 Self edges L6 Aluminum PVC L7 3mm Wood Veneer L19	Solid wood L20 L30 L21 L31 L22 L32 L33 L34 L35 L26 L36	3mm Wood Veneer W19	Solid wood W20 W21 W22 W33 W34 W35 W26	Living Stone Material S1	
48 x 60	HPL	CNCL 4860RE	2	18"	1805	2090	2555	3040	3470	5225
48 x 60	Veneer	CNCV 4860RE	2	18"	2905	3190	3655	4140	4570	6325
48 x 72	HPL	CNCL 4872RE	2	18"	1865	2205	2760	3345	3855	5995
48 x 72	Veneer	CNCV 4872RE	2	18"	2965	3305	3860	4445	4955	7095
48 x 84	HPL	CNCL 4884RE	2	18"	2005	2970	3615	4300	4895	6765
48 x 84	Veneer	CNCV 4884RE	2	18"	3105	4070	4715	5400	5995	7865
48 x 96	HPL	CNCL 4896RE	2	18"	2015	3085	3820	4605	5285	7535
48 x 96	Veneer	CNCV 4896RE	2	18"	3115	4185	4920	5705	6385	8635
48 x 108	HPL	CNCL 48108RE	2	18"	2135	3260	4115	5070	5900	n/a
48 x 108	Veneer	CNCV 48108RE	2	18"	3235	4360	5215	6170	7000	n/a
48 x 120	HPL	CNCL 48120RE	2	18"	2145	3320	4235	5215	6060	n/a
48 x 120	Veneer	CNCV 48120RE	2	18"	3245	4420	5335	6315	7160	n/a
48 x 144	HPL	CNCL 48144RE	3	18"	3250	4335	5430	6615	7625	n/a
48 x 144	Veneer	CNCV 48144RE	3	18"	4900	5985	7080	8265	9275	n/a
48 x 168	HPL	CNCL 48168RE	3	18"	3265	4715	6150	7690	8955	n/a
48 x 168	Veneer	CNCV 48168RE	3	18"	4915	6365	7800	9340	10605	n/a
48 x 192	HPL	CNCL 48192RE	3	18"	3285	4800	6255	7835	9175	n/a
48 x 192	Veneer	CNCV 48192RE	3	18"	4935	6450	7905	9485	10825	n/a
48 x 216	HPL	CNCL 48216RE	3	18"	3305	5160	6975	8925	10575	n/a
48 x 216	Veneer	CNCV 48216RE	3	18"	4955	6810	8625	10575	12225	n/a
48 x 240	HPL	CNCL 48240RE	4	18"	4010	5950	7765	9750	11420	n/a
48 x 240	Veneer	CNCV 48240RE	4	18"	6210	8150	9965	11950	13620	n/a
60 x 72	HPL	CNCL 6072RE	2	24"	2165	3340	4030	4765	5400	n/a
60 x 72	Veneer	CNCV 6072RE	2	24"	3455	4630	5320	6055	6690	n/a
60 x 84	HPL	CNCL 6084RE	2	24"	2335	3385	4185	5050	5785	n/a
60 x 84	Veneer	CNCV 6084RE	2	24"	3625	4675	5475	6340	7075	n/a
60 x 96	HPL	CNCL 6096RE	2	24"	2345	3530	4440	5425	6265	n/a
60 x 96	Veneer	CNCV 6096RE	2	24"	3635	4820	5730	6715	7555	n/a
60 x 108	HPL	CNCL 60108RE	2	24"	2470	3785	4800	6075	7095	n/a
60 x 108	Veneer	CNCV 60108RE	2	24"	3760	5075	6090	7365	8385	n/a
60 x 120	HPL	CNCL 60120RE	2	24"	2485	3815	4950	6185	7230	n/a
60 x 120	Veneer	CNCV 60120RE	2	24"	3775	5105	6240	7475	8520	n/a
60 x 144	HPL	CNCL 60144RE	3	24"	3780	4995	6350	7840	9090	n/a
60 x 144	Veneer	CNCV 60144RE	3	24"	5715	6930	8285	9775	11025	n/a
60 x 168	HPL	CNCL 60168RE	3	24"	3805	5395	7290	9225	10860	n/a
60 x 168	Veneer	CNCV 60168RE	3	24"	5740	7330	9225	11160	12795	n/a
60 x 192	HPL	CNCL 60192RE	3	24"	3815	5560	7365	9360	11020	n/a
60 x 192	Veneer	CNCV 60192RE	3	24"	5750	7495	9300	11295	12955	n/a
60 x 216	HPL	CNCL 60216RE	3	24"	4080	6080	8210	10760	12220	n/a
60 x 216	Veneer	CNCV 60216RE	3	24"	6015	8015	10145	12695	14155	n/a
60 x 240	HPL	CNCL 60240RE	4	24"	4900	6930	9180	11675	13750	n/a
60 x 240	Veneer	CNCV 60240RE	4	24"	7480	9510	11760	14255	16330	n/a

See pages 128-129 for options.

Racetrack = RT
Boat = I



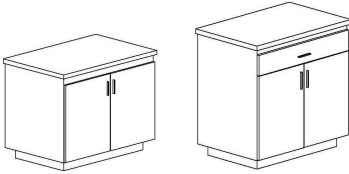
	Base Material	Model Code:	Bases	Spread
48 x 60	HPL	CNCL 4860 ?T	2	18"
48 x 60	Veneer	CNCV 4860 ?T	2	18"
48 x 72	HPL	CNCL 4872 ?T	2	18"
48 x 72	Veneer	CNCV 4872 ?T	2	18"
48 x 84	HPL	CNCL 4884 ?T	2	18"
48 x 84	Veneer	CNCV 4884 ?T	2	18"
48 x 96	HPL	CNCL 4896 ?T	2	18"
48 x 96	Veneer	CNCV 4896 ?T	2	18"
48 x 108	HPL	CNCL 48108 ?T	2	18"
48 x 108	Veneer	CNCV 48108 ?T	2	18"
48 x 120	HPL	CNCL 48120 ?T	2	18"
48 x 120	Veneer	CNCV 48120 ?T	2	18"
48 x 144	HPL	CNCL 48144 ?T	3	18"
48 x 144	Veneer	CNCV 48144 ?T	3	18"
48 x 168	HPL	CNCL 48168 ?T	3	18"
48 x 168	Veneer	CNCV 48168 ?T	3	18"
48 x 192	HPL	CNCL 48192 ?T	3	18"
48 x 192	Veneer	CNCV 48192 ?T	3	18"
48 x 216	HPL	CNCL 48216 ?T	3	18"
48 x 216	Veneer	CNCV 48216 ?T	3	18"
48 x 240	HPL	CNCL 48240 ?T	4	18"
48 x 240	Veneer	CNCV 48240 ?T	4	18"
60 x 72	HPL	CNCL 6072 ?T	2	24"
60 x 72	Veneer	CNCV 6072 ?T	2	24"
60 x 84	HPL	CNCL 6084 ?T	2	24"
60 x 84	Veneer	CNCV 6084 ?T	2	24"
60 x 96	HPL	CNCL 6096 ?T	2	24"
60 x 96	Veneer	CNCV 6096 ?T	2	24"
60 x 108	HPL	CNCL 60108 ?T	2	24"
60 x 108	Veneer	CNCV 60108 ?T	2	24"
60 x 120	HPL	CNCL 60120 ?T	2	24"
60 x 120	Veneer	CNCV 60120 ?T	2	24"
60 x 144	HPL	CNCL 60144 ?T	3	24"
60 x 144	Veneer	CNCV 60144 ?T	3	24"
60 x 168	HPL	CNCL 60168 ?T	3	24"
60 x 168	Veneer	CNCV 60168 ?T	3	24"
60 x 192	HPL	CNCL 60192 ?T	3	24"
60 x 192	Veneer	CNCV 60192 ?T	3	24"
60 x 216	HPL	CNCL 60216 ?T	3	24"
60 x 216	Veneer	CNCV 60216 ?T	3	24"
60 x 240	HPL	CNCL 60240 ?T	4	24"
60 x 240	Veneer	CNCV 60240 ?T	4	24"

Laminate	Laminate	Laminate	Veneer	Veneer	Solid Surfaces
		Solid wood		Solid wood	
	Bull nose L5	L20 L30		W20	
	Self edges L6	L21 L31		W21	
T-mold L2		L22 L32		W22	
	Aluminum PVC L7	L33	3mm	W33	
PVC L3		L34	Wood	W34	Living Stone
	3mm Wood Veneer L19	L35	Veneer	W35	Material
		L26 L36	W19	W26	S1
2005	2165	2625	3110	3540	5425
3105	3265	3725	4210	4640	6525
2065	2280	2835	3420	3930	6195
3165	3380	3935	4520	5030	7295
2205	3045	3690	4375	4965	6965
3305	4145	4790	5475	6065	8065
2215	3160	3895	4680	5355	7735
3315	4260	4995	5780	6455	8835
2335	3345	4220	5205	5990	n/a
3435	4445	5320	6305	7090	n/a
2345	3390	4305	5290	6130	n/a
3445	4490	5405	6390	7230	n/a
3450	4410	5505	6685	7695	n/a
5100	6060	7155	8335	9345	n/a
3465	4780	6205	7805	9165	n/a
5115	6430	7855	9455	10,815	n/a
3485	4870	6325	7910	9250	n/a
5135	6520	7975	9560	10,900	n/a
3505	5190	7015	9035	10,670	n/a
5155	6840	8665	10,685	12,320	n/a
4210	6025	7840	9820	11,495	n/a
6410	8225	10,040	12,020	13,695	n/a
2365	3410	4100	4835	5470	n/a
3655	4700	5390	6125	6760	n/a
2535	3460	4260	5120	5855	n/a
3825	4750	5550	6410	7145	n/a
2545	3600	4510	5500	6340	n/a
3835	4890	5800	6790	7630	n/a
2670	3795	4905	6120	7195	n/a
3960	5085	6195	7410	8485	n/a
2685	3885	5020	6260	7305	n/a
3975	5175	6310	7550	8595	n/a
3980	5065	6425	7915	9165	n/a
5915	7000	8360	9850	11,100	n/a
4005	5520	7295	9370	10,975	n/a
5940	7455	9230	11,305	12,910	n/a
4015	5635	7440	9430	11,095	n/a
5950	7570	9375	11,365	13,030	n/a
4280	6105	8310	10,840	12,905	n/a
6215	8040	10,245	12,775	14,840	n/a
5100	7000	9255	11,750	13,820	n/a
7680	9580	11,835	14,330	16,400	n/a

See pages 128-129 for options.

Conference Furniture

Questions? 816-774-4050

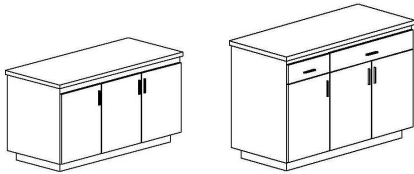


Laminate Body

24 x 38 x 29h	C 243829 L	2 door
24 x 38 x 34h	C 243834 L	2 door

Wood Veneer Body

24 x 38 x 29h	C 243829 W	2 door
24 x 38 x 34h	C 243834 W	2 door

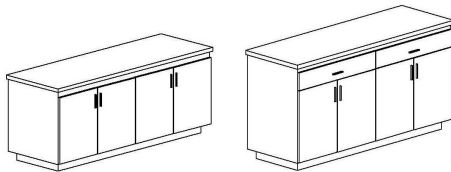


Laminate Body

24 x 55 x 29h	C 245529 L	3 door
24 x 55 x 34h	C 245534 L	3 door

Wood Veneer Body

24 x 55 x 29h	C 245529 W	3 door
24 x 55 x 34h	C 245534 W	3 door



Laminate Body

24 x 72 x 29h	C 247229 L	4 door
24 x 72 x 34h	C 247234 L	4 door

Wood Veneer Body

24 x 72 x 29h	C 247229 W	4 door
24 x 72 x 34h	C 247234 W	4 door

Laminate	Laminate	Laminate	Veneer	Veneer	Solid Surfaces
		Solid wood		Solid wood	
	Self edges	L20		W20	
	L6	L30		W21	
	Aluminum PVC	L21		W22	
	L7	L31		W23	
	3mm Wood Veneer	L22	3mm Wood Veneer	W24	Living Stone Material
PVC	L19	L32	W19	W33	S1
L3		L33		W34	
		L34		W35	
		L35			
2995	3130	3325	3510	3690	4305
3690	3825	4020	4205	4385	5000
4535	4670	4865	5050	5230	5845
5615	5750	5945	6130	6310	6925
3530	3690	3935	4165	4390	5185
4350	4510	4755	4985	5210	6005
5070	5230	5475	5705	5930	6725
6275	6435	6680	6910	7135	7930
4065	4255	4540	4825	5090	6075
5010	5200	5485	5770	6035	7020
5605	5795	6080	6365	6630	7615
6935	7125	7410	7695	7960	8945



Specifications:

Hi5 credenzas are constructed of .75" 45lbs. density particle board covered in decorative HPL or wood veneer. The interior is covered with black HPL and includes adjustable shelves.

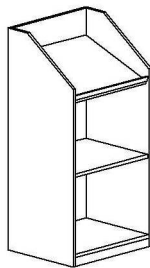
Wood edged table tops are wood on three sides with L19 or W19 on back side. Back side is finished.

The buffet height credenzas are offered with drawers. The standard pull is shown to the left, but others are available upon request.

Conference Furniture

Options

Questions? 816-774-4050



Laminate Body

- 20 x 24 x 48h L 202448 L \$1430 list each
- 20 x 36 x 48h L 203648 L \$1720 list each

Wood Veneer Body

- 20 x 24 x 48h L 202448 W \$1850 list each
- 20 x 36 x 48h L 203648 W \$2075 list each

Specifications:

Hi5 lecterns are constructed of .75" 45lbs. density particle board covered in decorative HPL or wood veneer. On laminate lecterns, the interior is covered with black HPL and includes adjustable shelves. On veneer lecterns, the interior is covered with wood veneer and includes adjustable shelves.

Credenza Options:

Locking doors	LK	\$200 per door
Custom Stain	UCS	\$400
Special non-standard laminate (see inside cover)	UCL	
Grommets (black)	GB	\$20 per grommet
Grommets (silver)	GS	\$20 per grommet
Silver Toe Kick (black is standard)	SK	\$50

Lectern Options:

Flip up Shelf (specify Left or Right side)	FS L/R	\$160
Casters	CS	\$250
Custom Stain	UCS	\$400
Special non-standard laminate (see inside cover)	UCL	
Grommets (black)	GB	\$20 per grommet
Grommets (silver)	GS	\$20 per grommet
Silver Toe Kick (black is standard)	SK	\$40

Freight Program: Delivered pricing on orders over \$1,500 net. Under \$1,500, add \$100 net freight charge.